


## AIRFLOW RESTORATIONS



*Bruce Wallin's 1934 CW showing off its gorgeous black paint. Note the one-piece windshield, unique to these Custom Imperials, and the graceful slope of the streamlined rear.*

Check out the feature article in this issue giving progress reports for several on-going Airflow restoration projects! Please see pages 4- 7.

Dedicated to driving, maintaining, restoring, and appreciating Airflow automobiles and trucks, publicizing Airflow innovations and their contributions to the automotive industry, and promoting friendship among our members. The Airflow Newsletter is the official publication of the Airflow Club of America.

**OFFICIAL**

**ACA WEBSITE**

[www.airflowclub.com](http://www.airflowclub.com)

Members Page Passphrase:  
airflows4ever

**OTHER AIRFLOW SITES OF INTEREST:**

Facebook Chrysler and DeSoto  
Airflow group and

[airflowcars.groups.io](http://airflowcars.groups.io)

## PRESIDENT'S MESSAGE

Greetings Airflowers!

Registrations are starting to come in for the upcoming National Meet in Independence, Missouri, another exciting indicator that the pandemic is receding.

Our National Meet team, host Danny O'Neill, ACA Central Region Director Chandler Smith and our ACA Board officers, are working to fill in the operational details of the Meet schedule.

Our first day, Monday, September 13th, doesn't start until afternoon, giving us time to relax, visit with friends and check out downtown Independence. After lunch, we'll caravan to the beautiful architectural landmark, The Nelson-Atkins Museum of Art, where we'll take a group photo of our Airflows. Tuesday we'll caravan to the home and Presidential Library of hometown son, Harry Truman, our 33rd President, who served from 1945 to 1952, returning to Independence until his passing in 1972. Wednesday we'll go by bus to the Armacost Automobile Museum, featuring a large group of Studebakers, and after lunch, the Kansas City Automobile Museum, featuring the local auto industry. Thursday we'll have Airflow judging and our car show at the Uptown Market in downtown Independence—their farmer's market area—easily accessible to the public. Thursday evening will be our awards banquet, featuring famous Kansas City barbecue. As always, we'll have our Ice Cream Social, Tech Session and General Meeting in the early Monday to Wednesday evening hours, with lots of time to relax. Wednesday night features our Fun and Ugly Auction!

Because of the pandemic, we had to postpone the Independence Meet twice. Danny had to create and re-create this National Meet three times, and we owe him and his assistant Lindsey Borgnino huge thanks for all this work and hanging in. I urge you to attend this Meet if you can to support the Club and enjoy the company of our Airflow friends.

As always, our Club Officers are interested in hearing your concerns and suggestions, which are always welcome. Please feel free to contact any one of us. Summer is here. Hopefully, your Airflow is back on the road, getting ready for your road trip to Independence!

~ David Felderstein

## CONTACTS/MEMBERSHIP INFO

The Airflow Club of America Incorporated, founded in June, 1962, is a non-profit organization dedicated to the preservation, restoration, exhibition and use of Chrysler and DeSoto Airflow cars and Dodge Airflow trucks; the collection, recording, and preservation of Airflow historical data; the dissemination to the public of the story of Airflow contributions to the automotive industry; and the promotion of good fellowship and cooperation among its members.

The AIRFLOW NEWSLETTER is published six times each year. The opinions expressed by contributors do not necessarily reflect the Airflow Club of America's official policy. All manuscripts, articles, letters and ads are subject to being edited.

COPYRIGHT 2021

**SUBMIT ALL MATERIAL TO  
NEWSLETTER EDITOR:**

**John Boyd**

**1201 Vista Capitan Dr., El Cajon, CA 92020**  
**858-997-7002 • [drjohn96@mac.com](mailto:drjohn96@mac.com)**

**AIRFLOW CLUB OFFICERS**

**President:** David Felderstein, Sacramento, CA 916-206-8958  
**Vice President:** John Boyd, San Diego, CA 858-997-7002  
**Secretary:** Kim Forster, Noblesville, IN 317-440-1646  
**Treasurer:** Linda Wilson, Sanger, CA 559-787-1016

**NATIONAL DIRECTORS**

John Librenjak, Riverside, CA (2022) 951-788-4678  
Jon Clulow, Pasadena, MD (2024) 410-255-2676  
Tim McCoy, Orient, Ohio (2026) 614-313-0689

**REGIONAL DIRECTORS**

**Eastern:** Norm Mulloy, Paris, Ontario, Canada 519-442-3622  
**Central:** Chandler Smith, Fort Worth, TX 817-889-2335  
**Western:** Phyllis Allstott, Ventura, CA 805-650-3747

**CLUB STAFF**

**Editor:** John Boyd, El Cajon, CA 858-997-7002  
**Mail Records:** Barbara Boyd, El Cajon, CA 858-997-7002  
**Storekeeper:** John Librenjak, Riverside, CA 951-788-4678  
**Newsletter Designer:** Linda L. Eberly,  
Mount Joy, PA 717-653-5444

### MEMBERSHIP INFORMATION

Annual dues are \$40.00 US per year, \$45.00 US funds outside of North America. **MEMBERSHIP FORM AVAILABLE ON THE ACA WEBSITE.** Make all checks payable to Airflow Club of America. All memberships expire on December 31st. Mail membership requests or renewals to:

**Linda Wilson** PO Box 935, Sanger, CA 93657  
559-787-1016 • [braun2848@gmail.com](mailto:braun2848@gmail.com)

**CHANGE OF ADDRESS:** Please send information to:

**Barbara Boyd** 1201 Vista Capitan Dr., El Cajon, CA 92020  
858-774-3195 • [baboyd1@me.com](mailto:baboyd1@me.com)

Unsolicited material will not be returned.



# Treasurer's Report

## 2021 YEAR TO DATE

Beginning Date 1/1/2021  
Ending Date 5/30/2021

### Beginning bank balances as of 01/01/2021

Business Fundamentals Checking 4172.53  
Business Investment Account 17,101.00

**Total Beginning Balance \$21,273.53**

### Income

Dues received to date (From Dues sheet) \$7090.00  
Club store income (From Store sheet) 3481.50  
Interest received .81  
Donations (From Sums sheet) 5897.70  
Miscellaneous (From Sums sheet) 40.00

**Total Income \$16,510.01**

### Expense

Newsletter (From Sums) 4342.73  
Roster 274.41  
Convention advance 1000.00  
Club store expense (from Store table) 4031.31  
Club Website 128.17  
Postage 718.17  
Copies and office expense 156.59  
PayPal (club store) 57.20  
PayPal (dues payment) 61.29

**Total Expenses \$10,769.87**


Net gain this period 5740.14

**Ending book balance as of 5/31/21 \$27,013.67**


Business Fundamentals Checking 6517.99  
Business Investment Account 20,495.68

**Total Ending Funds \$27,013.67**

**Discrepancy 0.00**



## Now Available for Purchase: The Airflow Restorer's Guide



If you are working on an Airflow, you need this book! Prepared by an experienced committee of Airflow Club experts, the guide shows how these cars were built. Do yours right the first time!

With over 274 pages, highly illustrated throughout, the Guide defines standards of correctness for all models of Airflow automobiles based on period writings and photographs, official Chrysler and DeSoto service manuals and parts lists, recollections of early owners, and decades of Airflow Club rules and traditions. Separate sections address Club judging standards and rules, and key elements of the

Club's history. Volume I contains all of the following Requirements and Appendices -- A: Paint and Colors; B: Exterior Trim and Striping; Accessories, Tools, Heaters, Radios, others; External Lighting Fixtures; Mechanical Components; F: Interior and Exterior Finishes; G: Airflow Mysteries, Variability, and Judging; and H: Parts and Service Suppliers List.

**To get yours, order one from the Club Store. Just \$50 including shipping to North America.**

## WELCOME NEW MEMBERS

**Dydia Delysur and Paul Greenstein**  
3320 Griffin Ave  
Los Angeles, CA 90031  
(323) 225-2224; (213) 793-1937  
bumvivant@hotmail.com

**Larry and Denise Stanfill**  
2097 Les Robinson Road  
Columbia, TN 38401  
(931) 992-1816  
ourgrandbabies4@yahoo.com

March new member  
**address correction:**  
**Mark Lieberman**  
1240 Doris Rd  
Auburn Hills, MI 48326

# READER CORRESPONDENCE

## AIRFLOW RESTORATIONS

**Phil Putnam and Terry Brinson, Chico California: 1934 Chrysler CU Coupe**



Phil and Terry began the restoration on this car in early April. The chassis is now complete except for the gas tank. The motor has been started and all checks out fine; the body/paint work is approximately 40% complete. Nearly all of the parts needed to complete the restoration have been found and await refurbishing, remanufacturing, painting or chroming. Upholstery is tentatively scheduled for September and may take 3-4 weeks because we do not have patterns. But the upholstery shop has done two of these coupes before. We plan to use brown leather. As of this writing, the paint color has not been determined, but we are thinking not black.

### **John Heimerl, Suffolk Virginia: Airflow projects, past and future**

Since 1977, we've had more than a few Airflow projects. A CU sedan, C-1 sedan, SG sedan, two C-2 coupes, a CW Custom Imperial, and finally, now an SG business coupe. At one point we had seven Airflows at home (including a CU parts car and a C-1 parts car), but there are ACA members with more than seven, in some cases a lot more. And with a tip of the hat to those folks, I decided after the last of the C-2 coupes was finally done, and there was a very good offer from a museum - it was time to sell the Imperial Coupe and focus on other cars. Two years later, I had to fix the "no Airflow" problem.



My current project, an SG coupe, came out of the Kleptz collection through Chuck Cochran. Frank Kleptz had two Airflows, a 38,000-mile amateur-restoration SG coupe he got in the early 70's and took to the West Virginia ACA meet, and the famous Major Bowes CW Imperial limousine which he superbly restored. Chuck has a great story about how Frank bought the SG coupe about 5 minutes before Chuck arrived to buy it. Frank passed on a few years back; Chuck was finally able to buy the car from his estate and got it running after decades of museum storage, just in time for the 50th ACA meet. But the years of sitting in the museum had taken its toll. Chuck had fixed the brakes, and did the usual things required after a long sleep. The rest of the car needed more work, and I knew that. I pulled the head and manifolds, pan and pistons. Surprise: the bearings were original standard DPCD parts, and still on-spec. Of course, no disassembly disappoints! Three valve guides were pretty loose, the cylinders had some taper, the exhaust manifold was cracked and the aluminum head was badly corroded.



So "the SG coupe repair cart" pictured is the result, in addition to one of those lovely John Librenjak newly-cast heads, MOPAR NOS Power-Punch Oil-Master rings for tapered cylinders, new valves and guides, and the rest of the stuff required for a complete mechanical refurbishment. For now we just want a reliable driver. And I confess, I am guilty of letting a 2-year refurb of a 1963 Avanti R-2 get in the way. I'll get back on the SG next, I promise. We have to have at least one running Airflow, and we hope you do too!



# READER CORRESPONDENCE

## AIRFLOW RESTORATIONS

### Peter Dooley, Australia: My Second SE

I purchased this 1934 DeSoto Airflow SE from Club member Cyril Mills's wife Margaret after the sad passing of her husband. At the time I already had an Airflow which had been modified by mounting the body to a 1984 GM Holden pickup chassis to do outback dirt roads in car events for charity (See the yellow Airflow). I wasn't looking for another. A friend in discussion mentioned he had seen an Airflow while inspecting another old car restoration at the Mill's home. The rest is history....



Body and frame were separate when I purchased car. The best way to sum it up is like getting a jig saw puzzle, throwing the bits on the ground then putting the box in the trash. The frame had been restored along with engine and running gear. The body work is now done and painted, so it's just a simple job of assembly....easy one would think... I have waived from the original configuration by installing custom metal floor pans and fitting a 12-volt alternator.

A big thanks to John Spinks for fantastic support and his in-depth knowledge of the Airflow.



### Roger Irland, Phoenix: Progress on my C-17



There are a couple of milestones to report on the long, long road to getting my Airflow ready for prime time. First, I finished and installed the all-new plywood floor. I had most, but not all pieces to use as a guide, though what I had was deteriorated so not quite good enough for a pattern. And, of course, it's not as simple as "measure twice and cut once." There are subtle curves and angles and cutouts and, and, and.... It all came out of one 4x8 sheet of plywood and I'm glad I bought it several years ago before the recent runup in prices.



The other biggie is I installed the radiator and grille, so it kinda looks like an Airflow. Plumbing the radiator is going to be interesting as it has a postwar iron head with the water outlet on top. I was hoping to have Ernie Petit work his magic on the cooling fan to turn it into a six-blade, but I missed my chance. I'd be curious to know if that has made a notable difference for any who have the six-blade fan.

And so, on to the interior. I haven't yet decided between a full leather or broadcloth for the upholstery. It is nice to get to the point where that's the next step, though.





# READER CORRESPONDENCE

## AIRFLOW RESTORATIONS

**Kim Forster, Noblesville, Indiana: 1934 SE Coupe & 1936 S2 Sedan**



The SE Coupe (left) had the body work started when I bought the car. After I got the car back from being repainted, I installed the brakes, exhaust, wiring, gauge cluster, window glass, and dash knobs. The car is now at the upholstery shop. The fiber board headliner, door panels, and rear panels have been made and are installed. This is a business coupe with solid steel wheels too. I will have the car at the meet in Independence, Missouri in September 2021.

The S2 Sedan (right) was purchased in February 2021. Don't be fooled by the photograph. It's a 20-footer! The car has the original interior and paint. Replacing the delaminated window glass was the first order of business.



The first backward step was finding out that the number 1 cylinder has zero compression unlike 2 through 6 that have 95 psi. We removed the head and found two golf ball size clumps of radiator stop leak in the hole in my head! This will be remedied with a new aluminum head and NOS head gasket. The cooling system, fuel system, and brakes are next. The goal is to have the S2 ready for the DeSoto Club meet at the end of July 2021 in Brookfield, Wisconsin.

**Jon Clulow, Pasadena Maryland and John Boyd, San Diego: 1936 Chrysler C11 Sedan**



When this formerly very rusty car went into the body shop last January, the first step was to strip the car. We found that the pitted sheet metal really had to be sandblasted to get all the corrosion out of those pits for a good paint job. That done, the body repair was completed and the car was filled and blocked. Next it went to paint. We selected a modern two-stage metallic gray approximation to Winchester Gunmetal. The hardest part, says Armando, was straightening and aligning the hood to get the fit right and the gaps uniform and straight. But we are moving forward! Meanwhile, work on the interior is proceeding. Bluish gray leather seat cushion covers have been fabricated, rear arm rests and bolster covers are also ready, and plans for headliner and



carpet are made. I hope to pick up the replated bright chrome and butler (satin) chrome interior parts this week.

# READER CORRESPONDENCE

## AIRFLOW RESTORATIONS

### Bruce Wallin, Chico California: 1934 Chrysler CW

CW 7803784 is thought to be the senior surviving example of all the 1934 LeBaron-bodied Custom Imperial Airflows (interestingly, the second-oldest extant CW is junior by only one digit in both its serial and engine numbers).

CWs are a particular challenge to restore because of the size, degree of finish, and rarity of a great number of their constituent parts. This particular CW has been very fortunate to have had the keen interest and generous help of a dozen or more members of the ACA (as well as numerous outside craftsmen and fabricators) to bring it very close to completion after nearly two decades of effort.

The body is done, is in final paint, and has been lowered and bolted onto the rolling chassis, which is also in final form. Secondary parts, such as fenders, spare-tire cover, engine and dash appointments, and electrical assemblies are all completed, as are the oak roof and seat millwork.



The interior is now ready for upholstery, which will be done by the same local craftsman who for some time has had the wool broadcloth and hogs-hair carpet stored in his shop and who, by the way, has done the interiors of two prior CWs.

There is at least one advantage to a multi-year restoration. It provides an opportunity to chase, acquire, and use only correct parts and materials for a perfect end-product. There

have been numerous instances in the course of this restoration to bear this out (such as the contribution of the special, elongated grille spears and unique steering box salvaged by Swedish ACA members from the hulk of the famous CW once owned by the Swedish crown for the use of the royal family, the offering of the unique and oversize CW spare tire cover by an Ohio family that had once owned one of these cars when new, the discovery of a beautiful chrome-laden Deluxe Mopar heater on eBay, and the difficult but successful casting of the 7.5' aluminum running boards by the metal-arts foundry of California State University, Chico).

CW 7803784 does indeed owe a huge debt of gratitude to all the Airflow enthusiasts who have made its miraculous rebirth possible!



### David Felderstein, Sacramento: 1936 Chrysler C10 Coupe

With progress previously reported in the *Airflow Newsletter*, my C10 coupe is coming along! The body is again off chassis after a "reconciliation" fitment to check that it's all there and everything



fits. Repair of trunk and recutting radio hole in dash are the last procedures before paint. Chassis, new wiring harness, interior, bright work, glass, etc., all ready to go. Goal: 2022 National Meet!




Join the Airflow Club of America Western Region...for a day at...

...the Extensively renovated...

# PETERSEN AUTOMOTIVE MUSEUM

6060 Wilshire Blvd. in Los Angeles



**Our Club arrival time is set for 10:00am on Saturday, July 17, 2021...Please be prompt!**

Museum hours: 10am to 5pm.

- Admission Window: Open 10am-12pm
- Prices: \$16 general, \$14 seniors, \$11 children 4-17,
- Optional Vault collection \$25 (paid in addition to admission)
- Parking Garage: \$17 - paid with credit card when exiting. Garage entrance is on South Fairfax Ave.
- The visitor entrance on is on Wilshire Blvd.

**Advance payment online is recommended** to avoid Saturday delay at the door, but you may pay in person. We suggest paying on-line.

**PLEASE** go to the Petersen website to browse the extensive collection at...  
<petersenautomotivemuseum.org>

Ticket payment on Petersen website: Please review Visitor and COVID Policies (Changes are pending). **IF REQUIRED, take the Wellness Check link** at the bottom of Policies before July 17

When you arrive, Airflow Club guests will be given stickers so you can break for lunch and return for more viewing. Lunch options are varied within a two block Wilshire Blvd. walk, going west - **Hi Ho** is our first choice:  
• **Hi Ho Cheeseburger** 6245 Wilshire Blvd, Suite 102: Beef & veg burgers, 100% grass fed Wagyu beef, homemade pickles, slaw, Willie Mae fried chicken sandwich, fries, 4.5 star, indoor-outdoor dining; 11:30am to 10pm Mon-Sun



### Other dining options...

- **Wilshire Crescent Center** at 6246 Wilshire Blvd, between Fairfax & McCarthy, has several possibilities including:
- **Blazin Birds**: Chicken tenders with mild spice, fries, sandwiches, salads, wraps; lunch special 10am to 4pm
- **Tawanna Grill** at 6236 Wilshire Blvd, 9am to 9pm, 5 star rating  
*There are others in the area, but possibly closed due to COVID - July may bring some welcome changes*
- **UOVO** at 6245 Wilshire Blvd, Suite 103, dine in - Italian, has 4.5 star rating

### For Out-of-Towners staying longer...

Hotels close to The Petersen...which include breakfast:

- **Wilshire Crest Hotel** .3 mi from PAM, 6301 Orange St, "\$179" has 4 star rating
- **Beverly Laurel Motor Hotel** 1 mi from PAM, 8018 Beverly Blvd, LA "\$162" a 4 star rating
- **Hampton Inn & Suites** 2.9 mi from PAM, 1133 Vine St, LA (323) 952-6900 "\$197" a 2 star rating

*There are more hotels to choose from! You may prefer to book online, bookings.com, hotels.com, priceline.com, etc.,*

Phyllis and Jerry Allstott would be delighted to know you are planning on our **Day at the Petersen**, so **PLEASE** e-mail us at <jlandpgallstott@yahoo.com>. It's been too long since we've been together and we're really looking forward to seeing each of you, receiving your e-mail - thank you! Or phone us at home: 805-650-3747 or July 17th cell: 805-746-0253.



EASTERN REGION

# HERSHEY BANQUET 2021



## Friday, October 8 6 pm



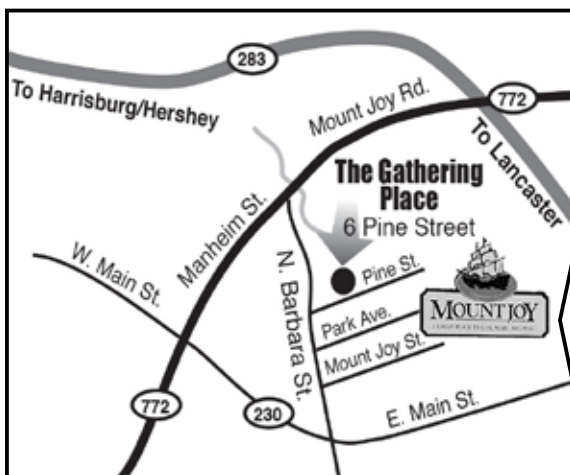
**Come for the Swap Meet • October 6-9  
Plan to attend the Eastern Region Banquet  
at The Gathering Place, Mount Joy**

**Annual Eastern Region Get Together • Friday evening, October 8**

The Gathering Place • 6 Pine St. • Mount Joy (20 miles east of Hershey)

**Doors open at 6 PM • Buffet meal at 7 PM**

*Come to share your experiences during the covid lockdown and discuss the treasures you picked up at the Hershey swap meet. Learn of the New 2022 National Meet. Let's all plan on being there to enjoy great food and fellowship!*



**Buffet-style menu includes:** Glazed Ham Balls, Baked Chicken Breast, Fresh Fruit Mix, Steamed Red Potatoes, Candied Sweet Potatoes, 5 way mixed vegetables (Peas, Carrots, Corn, Lima Beans & Green Beans), Ice Cream, French Apple Pie, +Shoe Fly Pie, Coffee, Hot & Iced Tea, Lemonade, Punch plus the usual cinnamon bread

**Directions to The Gathering Place at 6 Pine Street in Mount Joy**

**FROM LANCASTER:** Take **Route 283 West** to the **Route 230 exit**. Travel 3 miles to the **fifth traffic light**, turn **right** onto **North Barbara Street**, then **right** onto **Pine Street** (third street on the right).

**FROM HERSHEY:** Take **Route 743 South** to **Route 283 East**. Continue to the Mount Joy/Manheim **Route 772 exit**. At end of exit ramp, turn **right** onto **Route 772 West**. Travel 1.6 miles to Mount Joy Borough. Immediately after the bridge over Chiques Creek turn **left** onto **North Barbara Street**. Turn **left** onto **Pine Street** (first street on the left).

**FROM HARRISBURG:** Take **Route 283 East** to the Mount Joy/Manheim **Route 772 exit**. At end of exit ramp, turn **right** onto **Route 772 West**. Travel 1.6 miles to Mount Joy Borough. Immediately after the bridge over Chiques Creek turn **left** onto **North Barbara Street**. Turn **left** onto **Pine Street** (first street on the left).

### Airflow Club Eastern Region Banquet Registration Form

Name \_\_\_\_\_

Street Address \_\_\_\_\_

City \_\_\_\_\_ State \_\_\_\_\_ Zip Code \_\_\_\_\_

Number attending \_\_\_\_\_ x \$ 30.00 = \$ \_\_\_\_\_ (amount enclosed)

**QUESTIONS? Call Jon Clulow @ 443-433-8046 cell or email: 36airflow@gmail.com**

### Deadline for reservations September 20, 2021

Cost - \$ 30.00 per person

Checks made payable to **Jon Clulow**

Mail checks and registration form to:

**Jon Clulow**

**871 Swift Rd**

**Pasadena MD 21122**

**ORDERING INSTRUCTIONS**

Items are guaranteed. Prices are subject to change; continual stock is not assured. To order, **mail** or **email** a list of items desired, together with prices, adding 10% (or amount stated) for shipping, to the club Treasurer. Mail payment (**US funds only**) in money order or check **drawn on a US bank** to the club Treasurer. If paying by Paypal, **please add 3% for Paypal fee**. Make checks payable to "The Airflow Club"; or send Paypal payment to [airflowclub@icloud.com](mailto:airflowclub@icloud.com)

Addresses:

**LINDA WILSON, TREASURER, ACA**

PO Box 935, Sanger, CA 93657. Email [braun2848@gmail.com](mailto:braun2848@gmail.com)

**NEW! 2021 AIRFLOW RESTORER'S GUIDE** Restore your airflow to factory correct condition. Extremely useful to the Airflow restorer. \$50

**AIRFLOW CLUB OF AMERICA NEWSLETTERS AVAILABLE ON USB FLASH DRIVE.** The current version includes all of the Newsletters from July 1962 through December 2014. Fully searchable by word or phrase, as described in the November 2008 Newsletter. Scanned versions of the Newsletters until 1999. Since then they have been created and archived digitally. \$25 ea.

**"THE HISTORY OF THE AIRFLOW CAR"** Reprint of the Howard Irwin feature from August 1977 "Scientific American." An excellent piece. \$4.

**"CW – THE QUINTESSENTIAL STREAMLINER"** 17-page copy of November 1994 "NL" written by Bob Joynst and Beverly Rae Kimes. The story of Airflow Chrysler CW limousines. Read about these giant 146-1/2" wheelbase sedans. \$4.

**VIDEO #1** First 3 titles are original 1930's factory films. "Fashioned by Function" - factory promotional: "Trails of Triumph" Harry Hartz at Bonnevile; "Safety With a Thrill" - 1934 Chicago World's Fair; "Memoirs of an Engineer" - Carl Breer's Biography. "Airflow Development Pictures" from 1986 Chrysler Corp. slide set. 90 min. VHS or DVD only \$20.

**VIDEO #2** "A Pictorial History on the Development of the Chrysler Airflow" made by William Z. Breer. 54 minutes. Made by William Breer for the 1996 Ft. Worth, TX National Meet. Record of Carl Breer's work on Airflows. VHS or DVD only \$20.

**TECHNICAL FLASH DRIVE** USB drive containing revised and extended index of all newsletter tips and technical articles through 2017. Applicable to all 1934 to 1937 Airflow models. Bonus material: 2016 club roster soft copy, a searchable version of the Parts and Service Providers handout, the Airflow Chrysler Body Service Manual, and the Standards of Correctness Requirements Report. Produced by Jon Clulow and John Boyd. \$25.

**HISTORICAL CHRYSLER BULLETIN, OCTOBER 1963** This reprint is not 100% correct historically, but reflects Chrysler Corporation's view of the Airflow as of the early 1960's. \$8.

**1934 CHRYSLER SHOP MANUAL** 140+ pages. \$30. This reprint is 100% flawless in both photos and text. Tremendous reference!

**BODY MANUAL** Exact reproduction of 1934 Chrysler Manual. Can be used for DeSoto, also. \$20.

**OWNER'S MANUALS** These seven instruction books are exact reproductions of originals: (1) 1934 DeSoto SE, 95 pages; (2) 1935 Chrysler C-1, 48 pages; (3) 1935 Chrysler C-2, 48 pages; (4) 1936 DeSoto S-2 Manual with owner i.d. card and printed envelope; (5) 1936 Chrysler C-9 Manual; (6) 1936 Chrysler C-10, 48 pages; (7) 1937 Chrysler C-17, 48 pages. \$18 each.

**AIRFLOW III DESOTO BROCHURE** Over 40 photos in this 24 page reprint of 7" x 9" sales brochure. \$10.

**OVERDRIVE SMALL DAMPER SPRINGS** reproductions; 4 per overdrive assembly. Fit '34 SE DeSotos and '34 to '37 Chrysler Airflows. Not likely to be reproduced again. \$25 per set + \$2.50 Shipping

**DIVISION WINDOW BARS** for Airflow Coupes and Imperials. Fabricated from stainless steel, professionally polished, won't rust. Limited number of reproductions. \$225 per pair plus \$15 shipping.

**1936 DESOTO AIRFLOW OR AIR STREAM SPEEDOMETER, GAUGE AND CLOCK FACES** - \$150 set.

**RUBBER STAMP** 1937 Chrysler Airflow C 17 4-dr sedan. \$10.

**NAME BUTTON** A must for all ACA gatherings. Features Club's logo and your name. Furnish name as you want it on the finished button. \$10.

**ACA MYLAR DECALS** Red, white, blue. One for window, one for bumper. 3" x 4". \$3 pair.

**ACA METAL EMBLEM** Club logo in full color on heavy aluminum. 3" x 4-1/2". Specify mounting tab "up" or "down". Use on license plate. \$8.

**FIREWALL PLATES** For 1934 to 1942 models. Red for Chrysler or black for DeSoto. Specify color. \$7.

**HEADLIGHT MOUNTING PADS** Fits all Chrysler Airflow models. \$38 pair.

**HEEL PADS** For driver's side carpeting. Used in Chrysler & DeSoto Airflows. Specify black or brown. \$40.

**FRONT BUMPER METAL RINGS** for 1935 and 1936 DeSoto and 1935 through 1937 Chrysler Airflows. Made of stainless steel, they fit in the rubber O-rings that the Club Store also sells. The price for the metal rings is \$65.00 a pair plus shipping.

**RUBBER BUMPER GROMMETS** Fits behind the stainless rings on 1935-1937 models. \$25 pair.

**PEDAL PADS** Reproductions. Specify black or brown. For clutch and brake pedals. \$25 pair.

**GAS PEDAL** Reproductions for Airflows & others. Black or brown. \$25.

**GEARSHIFT BOOT** Reproductions for Airflows & others. Black or brown. \$25

**COWL VENT WEATHER STRIP** Fits all Airflow DeSotos & Chryslers. \$30 pair.

**FRONT DOOR VENT RUBBER SEALS** Fits all 1935 to 1937 Airflows. Can modify to fit 1934. \$165 pair.

**FRONT DOOR VENT RUBBER SEAL** Fits all 1934 Airflows. \$215 pair.

**REAR WINDOW RUBBER SEAL** Fits windows above trunk on all Airflow models. \$4 per foot.

**OUTSIDE RUBBER WINDSHIELD FRAME SEALS** For all Airflows. Enough to make one pair. With instructions. \$50.

**INSIDE RUBBER WINDSHIELD FRAME SEALS** Fits between the frame and the body ridge. Also used on doorsill plates. \$4 per foot.

**REAR QUARTER VENT WINDOW RUBBERS** Fits these 4-dr sedans Airflows only...CU, C-1, C-9, SE, SG, S-2. \$160 pair.

**"ANTI-RATTLE" WINDOW SNUBBERS** \$2.00 each

**"ANTI-RATTLE" FENDER SKIRT GROMMETS** Set of upper 4 pieces, \$32, or lower 4 pieces \$42.

**"SERVICE C INSTALLATION NOTES for FACTORY AUTHORIZED PHILCO RADIOS"** 17 pages for all Airflow models 1934-1937. \$7.

**HOOD PROP SPRINGS** for '35, '36, '37 Airflow Chryslers & '35, '36 Airflow DeSotos. Specify right or left. \$10 each.

**HUBCAP SKINS** for 1934-36 Airflow Chryslers and 1934-35 and 36 DeSotos. These skins were produced in New Zealand by club member David Oliver. Skins are made of brass and properly chrome plated. The cost of each Chrysler and 1934-35 DeSoto hubcap skin is \$135 and does not include shipping. Each 1936 DeSoto hubcap skin is \$140.00. Shipping is billed when skins are shipped to you.

**CHRYSLER FUEL PUMP HEAT SHIELD** a new item for 2008. Sorry, no shields for DeSoto as yet. Each heat shield only \$20.00.

**AIRFLOW REPRODUCTION DECAL** Warning decal for Aircleaner and Silencer. Decal #DD617 is for the '34 and '35 Chrysler and '34 - '36 DeSoto. Each decal: \$6.50 plus 50¢ shipping.





**TAKING ORDERS:** New aluminum cylinder heads for all Chrysler and DeSoto models. Heads made in Ontario, CA; poured from 356 alloy and given a T6 heat treatment; fully machined and ready to install. DeSoto head \$1,900; Chrysler head \$2,100; both plus shipping and insurance. Contact **John Librenjak** for questions or orders at 951-788-4678(home) or 951-880-8985(mobile)



**FOR SALE:** Reproduction doorsill scuff plates for all Airflows. Since 1987 we've been proud to supply accurate reproductions of the doorsill scuff plates for all Chrysler and De Soto Airflows. Let us know what you need. Current price for sedans is \$US450; coupes are \$US250 – all plus shipping. Prices in effect as long as our supply of blanks lasts. **Jim Hazlewood** 141 Stanley St N, Thamesford Ontario Canada N0M 2M0 519-285-2279; hazlewood@globalserve.net

**FOR SALE: 1937 Chrysler Airflow C17.** Restored by professional body shop/owner about 10 years ago. Maroon in color, with gray interior. This beauty was restored by my father and myself. This restoration was done at a Professional level. Always stored in a heated shop. We have a lot of literature and manuals. Asking \$29,500. If interested or for more pictures call or text Phil at 216 973-7298.



**INFORMATION:** I have the foundry patterns for the unique S2 thermostat housing (goose neck). I can also provide the water distribution tube. Contact **Ron Robbel**, rarklr@aol.com

**FOR SALE: 1934-1935 Desoto & Chrysler Airflow lower body (running board) stainless mouldings.** I have formed and shaped this trim since 1994. I am the supplier for this trim and have manufactured it for many Airflow Club members. Contact: **Bob Cranston** at 905-692-3167 or Thinman2178@gmail.com

**FOR SALE:** Reproduction license plate lenses available. I have cast clear resin replacements for these lenses at the request of an ACA member. I can make more to order if you need one. Part No. 619907 is used on SG, CA, CB, CU, CV, CX, C1, C2, and C3. \$75. **owenbillingsley4@gmail.com**



**WANTED:** 34 or 35 DeSoto or 34 non-Imperial Chrysler coupe quarter window garnish moldings. **Jerry Donlon** jaygeedon@hotmail.com or phone 563-419-0912.

**FOR SALE: 1935 Chrysler Airflow C3 Lebaron.** New paint; new glass, channels and weather stripping throughout. New pedal covers, accelerator pedal and shift boot; new chrome rear window dividers. Whitewall tires @ 99%; rebuilt carb. 1935 California plates. Runs and drives great. Contact **Dale Grabow** 509-684-5512 or 35C3LeBarron@gmail.com



**FOR SALE: 1934 Chrysler CU** in Green Valley, AZ. Acquired in 2005, this sedan spent 30 years in a museum. No dents or rust, black paint has only minor scratches. Engine gone through, Egge engine kit and new Librenjak head. Radiator overhauled; trans inspected; new bearings. New U-joints and brakes. Wiring repaired/replaced as needed. 4 new, 3.5" WW tires. Nonoriginal interior is good. Good glass and chrome. Engine accessories all done except water pump. A few details need finishing. Asking \$37,500. Call for more photos. **Ralph Hartsock**, 520 490-1024



**FOR SALE: 1935 Chrysler C-1 Airflow coupe** has come out of long dry storage with many miles on it. Now, keeping it much as I found it, it has been cleaned, buffed, and waxed. The brake system, distributor, timing chain, and coil system have been rebuilt. The gas tank and fuel system have been cleaned, radiator flushed, oil flushed and changed, chassis and wheels lubed. Tires are older but holding well. The upholstery and interior door panels were poor and thus given seat covers. It runs and drives well down the road. Santa Barbara, CA. Ask me questions. \$45,000. **roy@classicaccessories.org**



**Advertisements will run for TWO issues (4 mo) TELEPHONE SUBMITTALS WILL NOT BE ACCEPTED.**

Please submit your ads or ad renewals 30 days before the first issue in which you wish the ad to appear.

Submit all advertisements IN WRITING via mail or email to the Newsletter Editor, address on page two of each Newsletter.

# GET YOUR REGISTRATION IN FOR THE 57<sup>TH</sup> NATIONAL MEET TODAY!

Fill in the yellow form from the National Meet insert in last month's Airflow Newsletter and select whatever activities and merchandise you would like. Don't forget to book your hotel room as directed in the form! Space is limited.

**There have been a couple of changes** to the program as Missouri adjusts its reopening plans. The WW I museum and the Truman home will not yet be open, so Monday morning is now free for us all to renew acquaintances, make new ones, and to explore on our own. After lunch we will drive to the Nelson-Atkins art museum and an Airflow photo opportunity.



Airflow Club of America  
**57<sup>TH</sup> NATIONAL MEET**  
• Independence, MO •  
**SEPTEMBER 12-17, 2021**  
Stoney Creek Hotel and Convention Center  
18011 Bass Pro Dr, Independence, MO 64055

The poster features a dark background with white text. On the right side, there is a photograph of a classic dark blue car parked in front of a large, classical-style brick building with columns.



The car show location will be the Independence Uptown Market at 211 W Truman in Independence on Thursday, 8 am to 2 pm.



Clinton's Soda Fountain  
5 pm Tuesday!



Vivilore  
Wednesday lunch



Kansas City Auto Museum

**On Sunday afternoon, September 12 at 3:25 pm,  
the KC Chiefs play the Browns at Arrowhead stadium**

**Wednesday's tours to the Armacost Studebaker collection, the fabulous Vivilore lunch, and the Kansas City Auto museum are by tour bus. Best to sign up for all three stops if you plan to ride the bus.**